

LSV2-07-3B

二位三通电磁阀 滑阀型

说明 DESCRIPTION

A solenoid operated, 3-way, 2-position, spool-type cartridge valve

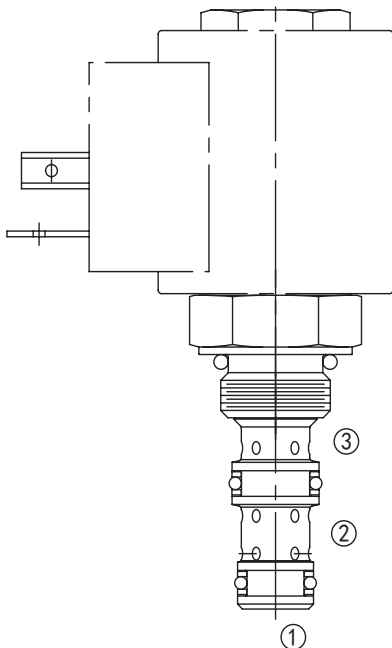
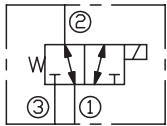
二位，三通，滑阀式电磁阀

工作 OPERATION

When de-energized, the valve allows flow ② to ① or from ① to ②, while blocking flow at ③. When energized, the cartridge's spool shifts to allow flow from ② to ③ or from ③ to ②, while blocking flow at ①.

失电时，②和①通，与③不通；得电时，②和③通，与①不通。

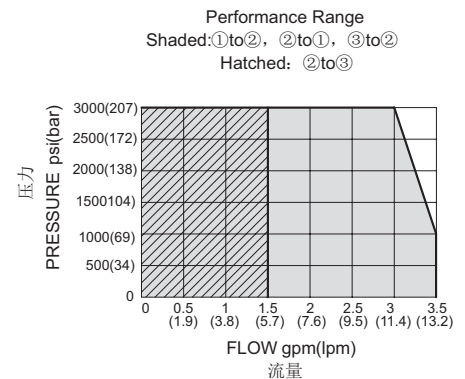
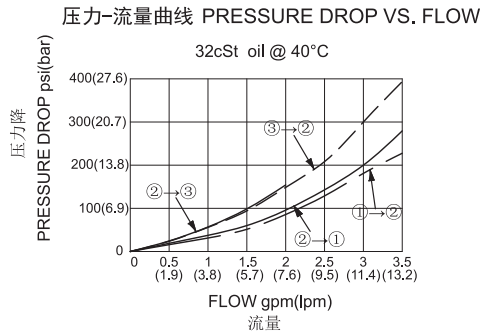
SYMBOL

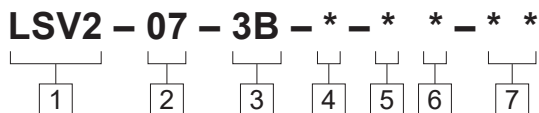


技术参数 SPECIFICATIONS

工作压力(Operating Pressure):	207bar
流量(Flow):	See PERFORMANCE CHARACTERISTIC graph.
内泄漏(Internal Leakage):	82cc/min. (毫升/分) max.at 207bar
温度(Temperature):	-40°F to +250°F(-40°C to +120°C)
线圈额定负载(Coil Duty Rating):	Continuous from 85% to 115% of nominal voltage(连续工作电压)
过滤(Filtration):	See Page (参见) N-1
油液(Fluids):	Mineral-based fluids with viscosities of 7.4 to 420 cSt. (矿物油粘度)
插孔(Cavity):	07-3, See page M-25.
阀块材料(Body Material):	6061-T6 aluminum allow rated to 207bar, Steel & Ductile iron rated to 350bar 6061-T6铝，允许使用最大压力207bar，钢和球铁允许使用最大压力350bar

压力 - 流量曲线 PRESSURE DROP VS.FLOW





- 1** 功能
LSV2= 电磁阀 Solenoid Valve

- 2** 规格 Size
07=07 规格

- 3** 流道类型 Flow Path
3B= 三通

- 4** 手控应急
空白 Blank= 无手控应急 None

- 5** 电压 Voltage
1=12 VDC
2=24 VDC
3=110 VAC
4=220 VAC
5=10 VDC
7=48 VAC
8=24 VAC

- 6** 线圈连接 Coil Connection
D= Double Lead 双线
S= Single Lead 单线
H= Hirschmann 三插
ER= Deutsch Connector(Water-proof Coil)
德意志插座(防水线圈)IP69K
E= Single Stud 单接线柱
B= Double Spade 双插

- 7** 阀块油口 Body Porting
空白 Blank= 不带阀块 None
4T=SAE 4
6T=SAE 6
2G=G 1/4
3G=G 3/8

- 其它螺纹油口也是可选择的
Other Porting Is Available

安装尺寸 INSTALLATION DIMENSIONS

Coil Must Be Installed With Letter Up
安装线圈时，字母必须朝上。

Unit=Millimeters

